

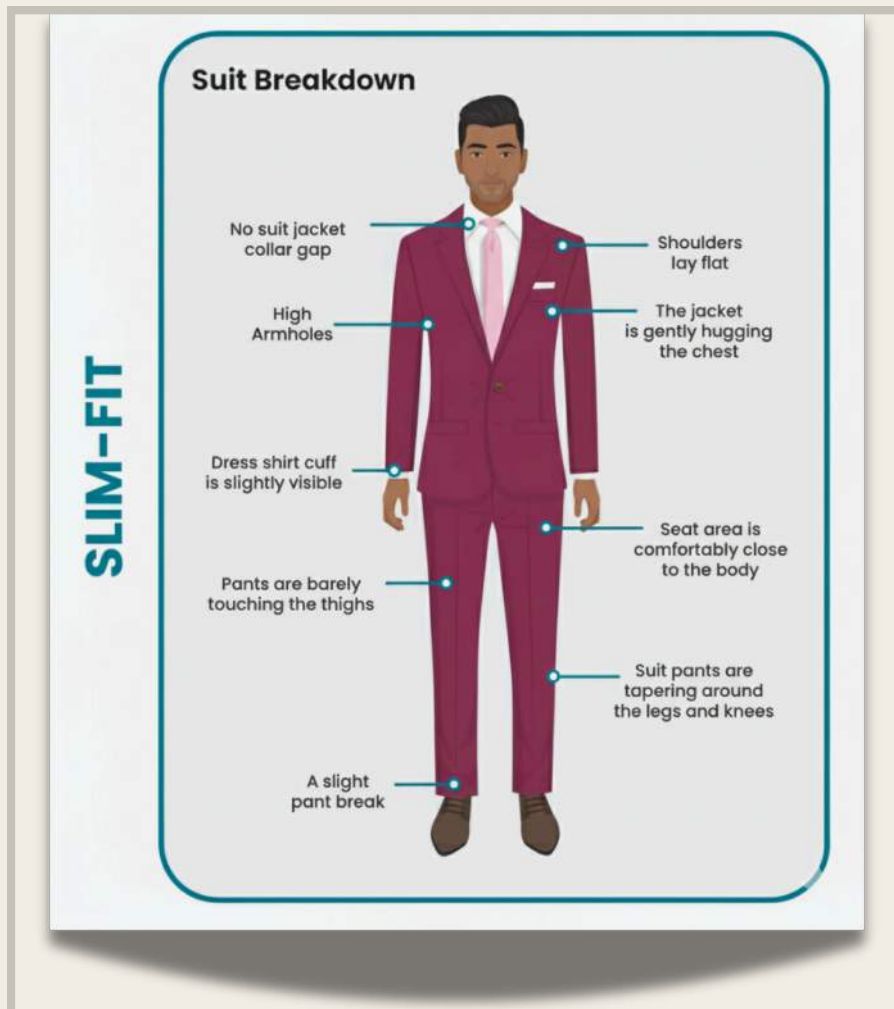
MEN'S BLAZER SUITS



Men's

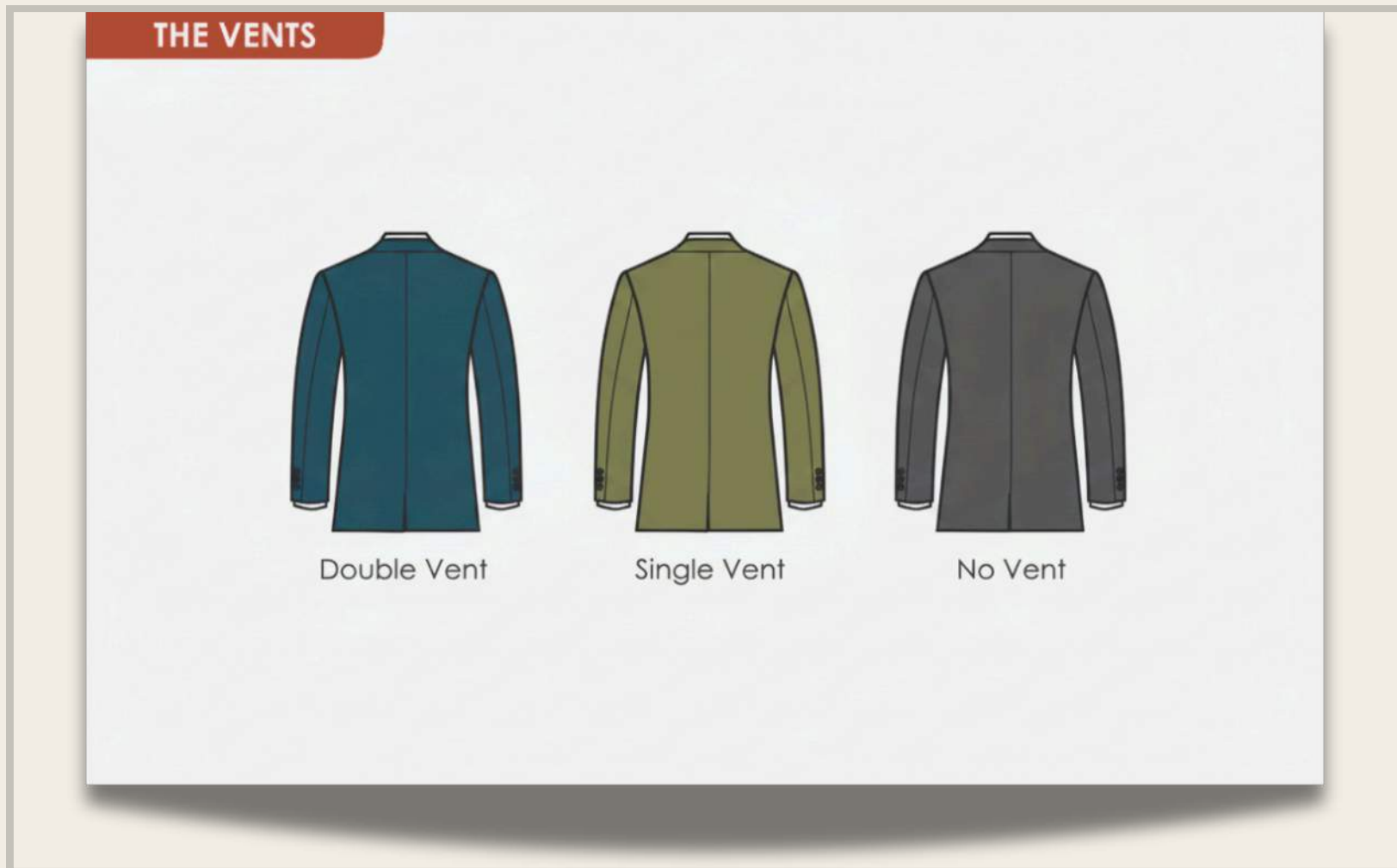
TYPES OF BLAZERS

Gents' blazers vary by style (**single-breasted vs. double-breasted**), fabric (wool, linen, cotton, corduroy, tweed, leather), occasion (formal, casual), and features (textured, knitted, denim, hooded). The core distinction is single-breasted (one row of buttons, versatile) versus double-breasted (two rows, more formal), while fabrics like linen suit warm weather, and wool suits cooler seasons, offering different textures and looks.



SUIT BREAKDOWN

A suit jacket breakdown involves its key parts like lapels (notch, peak), shoulders, vents (center, double), and pockets, defining its style, while construction details like canvas (full, half, fused) and button styles (single/double-breasted, 1/2/3-button) impact fit, shape, and formality, all contributing to a structured, cohesive look with matching trousers.

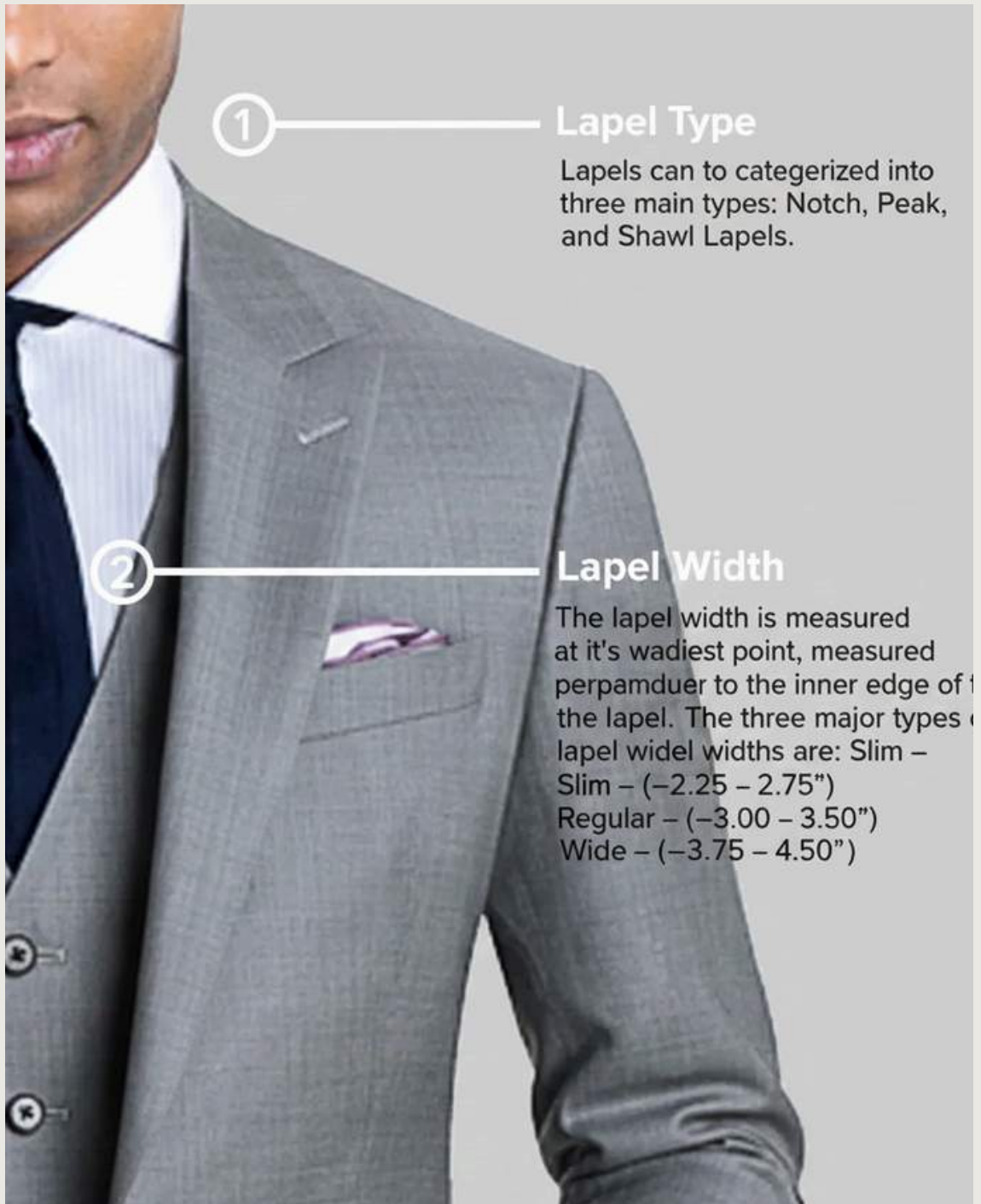


THE VENTS

There are three main suit vent types: **Single Vent** (center slit, classic American, good for coverage), **Double Vent** (two side slits, European, most versatile & flattering for movement/style), and **Ventless** (no slit, very formal Italian, sleekest look, often for tuxedos). The choice depends on body type, formality, and desired style, with double vents generally favored for modern tailoring and single vents offering ease for bulkier builds.

LAPEL

rules



①

Lapel Type

Lapels can be categorized into three main types: Notch, Peak, and Shawl Lapels.

②

Lapel Width

The lapel width is measured at its widest point, measured perpendicular to the inner edge of the lapel. The three major types of lapel widths are: Slim – (–2.25 – 2.75”) Regular – (–3.00 – 3.50”) Wide – (–3.75 – 4.50”)

Suit jacket lapels primarily come in three types—**Notch** (most common, versatile), **Peak** (formal, pointed), and **Shawl** (smooth, rounded, for tuxedos)—each defining the jacket's formality, with notch for business, peak for power, and shawl for black-tie elegance, and modern trends also feature slim/skinny versions for contemporary flair.




FIND THE RIGHT FIT

Finding the right blazer fit means checking the shoulders (seam on bone), length (covers seat, to knuckles), chest (flat, can fit palm), sleeves (1cm shirt cuff showing), and ensuring it's snug but not tight, allowing easy movement and closure for a balanced, sharp silhouette that enhances your body type.

info@turtles.ae





Turtles
www.turtles.ae

DESIGN OPTIONS

info@turtles.ae



BLACK SUITS



WWW.TURTLES.AE





TURTLES

GARMENTS MANUFACTURER

www.turtles.ae

info@turtles.ae